



COMUNE DI CASTAGNOLE DELLE LANZE

provincia di Asti

PIANO DEL COLORE

Prime indicazioni

ALLEGATO 1




TABELLA ABBINAMENTO COLORE COMUNE DI CASTAGNOLE DELLE LANZE




























La riproduzione dei colori su stampa è falsata nella tonalità pertanto occorre fare riferimento alla mazzetta COVEMA COLORI DI TORINO di cui si riportano i codici.

In alternativa fare riferimento alla Mazzetta Colore di Torino scaricabile online

<http://www.comune.torino.it/arredourbano/pianocolore/mazzettacolori/index.shtml>











































Mattonacei	Rosa, Rosati	Terre Naturali	Gialli	Calci e Materiali Lapidei	Verdi e Bigio	Grigi
1002	1003	1009	1016	1017	1057	1065
rosso inglese	Rosa antico	T. cotta antica	Gialdolino chiaro	Calce di Casale	Molassa di Gin.	Gneiss di Mall
1007	1004	1010	1019	1018	1063	1035
rosso matt.	Porfido chiaro	T. cotta	Gialdolino medio	Calce di casale scuro	Verde Roja	Cinericcio
1008	1005	1011	1020	1023	1064	1042
rosso matt. chiaro	Rosa di Baveno	T. cotta chiara	Nanchino Chiaro	Pietra di Barge	Verde Roja chiaro	Pietra di Finale
	1006	1012	1022	1027	1067	1043
	Rosa Baveno Chiaro	Foglie morte	Molera Chiaro	Calce forte superga	Verde Bronzo	Madrep. rosato
	1013	1047	1024	1028	1069	
	Mandolarto roseo	Terra omb. chiara 1	Paglierino	Calce forte chiara	Verde Chiaro	Bianco
	1014	1051	1025	1032		1060
	Foglie morte medio	Terra ombra chiara 2	Paglierino chiaro	Sabbia		Bianco Stucco
	1015	1039	1026	1033		1066
	Foglie morte chiaro	Marmo di Chianocco	Ocra gialla	Latte calce forte		Biancone
	1040	1029	1037			
		Calcare di Gassino	Giallo Bronzo scuro	Gesso		
	1030	1038	1031	1045		
		Promis Giallo Bronzo	Molera Grigio			
	1048	1031	1045			
		Giallo Bronzo chiaro	Acqua calce forte			
	1048	1048	1048			
				Calce Ponte Stu		

						
				1049		
				Serizzo		
						
				1054		
				Latte Calce dolce		
						
				1055		
				Travertino		

SMALTI						
MARRONE/ GRIGIO	VERDE	BIANCO E TERRE NATURALI	FERRI			
						
TO 1073	RAL 6005	RAL 9001	TO 1095			
						
TO 1074	RAL 6011	RAL 9010	TO 1099			
						
TO 1075	RAL 6021	TO 1080	TO 1102			
						
TO 1077	RAL 6025	TO 1082	TO1103			
						
TO 1078	RAL 6028	TO 1087	TO1105			
						
TO 1088	RAL 6029	TO 1090	TO 1107			
						
TO 1089		TO 1092	TO 1092			

ABBINAMENTI CROMATICI































Partendo dal fondo di base si sono selezionati i possibili abbinamenti cromatici che andranno scelti in armonia con il fondo














<u>Mattonacci</u> Fondi	cornici	Fasce marcapiano	zoccolatura	scuri	serramenti	ferri
						
1002	1037	1037	1038			
rosso inglese	Gesso	Gesso	Molera Grigio	RAL 6005	RAL 9010	TO 1099
						
1007	1043	1043	1065			
rosso matt.	Madrep. rosato	Madrep. rosato	Gneiss di Mall	RAL 6011	TO 1087	TO 1102
						
1008	1055	1055	1042			
rosso matt. chiaro	Travertino	Travertino	Pietra di Finale	RAL 6021	TO 1090	TO1105
						
	1033	1033				
	Latte calce forte	Latte calce forte		TO 1078	TO 1092	TO 1107
						
	1040	1040				
	Calcare di Gassino	Calcare di Gassino		TO 1089		
						
	1060	1060				
	Bianco Stucco	Bianco Stucco				

<u>Rosa,rosati</u> Fondi	cornici	Fasce marcapiano	zoccolatura	scuri	serramenti	ferri
						
1003	1037	1037	1038			
Rosa antico	Gesso	Gesso	Molera Grigio	TO 1073	RAL 9001	TO 1095
						
1004	1043	1043	1065			
Porfido chiaro	Madrep. rosato	Madrep. rosato	Gneiss di Mall	RAL 6005	RAL 9010	TO 1099
						
1005	1055	1055	1042			
Rosa di Baveno	Travertino	Travertino	Pietra di Finale	RAL 6011	TO 1080	TO 1102
						
1006	1033	1033	1049			
Rosa Baveno Chiaro	Latte calce forte	Latte calce forte	Serizzo	RAL 6021	TO 1082	TO1103
						
1013	1040	1040				
Mandolarto roseo	Calcare di Gassino	Calcare di Gassino		TO 1078	TO 1087	TO1105
						
1014	1039	1039				
Foglie morte medio	Marmo di Chianocco	Marmo di Chianocco		TO 1089	TO 1090	TO 1107
						
1015	1045	1045				
Foglie morte chiaro	Acqua calce forte	Acqua calce forte			TO 1092	TO 1092
	1060	1060				
	Bianco Stucco	Bianco Stucco				
						
	1066	1066				
	Biancone	Biancone				

Terre Naturali	cornici	Fasce marcapiano	zoccolatura	scuri	serramenti	ferri
						
1009	1033	1033	1038			
T. cotta antica	Latte calce forte	Latte calce forte	Molera Grigio	TO 1073	RAL 9001	TO 1095
						
1010	1037	1037	1065			
T. cotta	Gesso	Gesso	Gneiss di Mall	TO 1077	RAL 9010	TO 1099
						
1011	1045	1045	1042			
T. cotta chiara	Acqua calce forte	Acqua calce forte	Pietra di Finale	RAL 6005	TO 1080	TO 1102
						
1012	1043	1043	1049			
Foglie morte	Madrep. rosato	Madrep. rosato	Serizzo	RAL 6011	TO 1082	TO1103
						
1047	1042	1042				
Terra omb. chiara 1	Pietra di Finale	Pietra di Finale		RAL 6021	TO 1087	TO1105
						
1051	1054	1054				
Terra ombra chiara 2	Latte Calce dolce	Latte Calce dolce		RAL 6029	TO 1090	TO 1107
						
1039	1055	1055				
Marmo di Chianocco	Travertino	Travertino		TO 1078	TO 1092	TO 1092
						
1040	1060	1060				
Calcare di Gassino	Bianco Stucco	Bianco Stucco		TO 1089		
						
	1066	1066				
	Biancone	Biancone				

<u>Gialli</u> Fondi	cornici	Fasce marcapiano	zoccolatura	scuri	serramenti	ferri
						
1016	1007	1007	1049			
Gialdolino chiaro	rosso matt.	rosso matt.	Serizzo	TO 1073	RAL 9001	TO 1095
						
1019	1008	1008	1051			
Gialdolino medio	rosso matt. chiaro	rosso matt. chiaro	Terra ombra chiara 2	TO 1077	RAL 9010	TO 1099
						
1020	1009	1009	1065			
Nanchino Chiaro	T. cotta antica	T. cotta antica	Gneiss di Mall	RAL 6005	TO 1080	TO 1102
						
1024	1010	1010				
Molera Chiaro	T. cotta	T. cotta		RAL 6011	TO 1082	TO1103
						
1024	1011	1011				
Paglierino	T. cotta chiara	T. cotta chiara		RAL 6021	TO 1087	TO1105
						
1025	1037	1037				
Paglierino chiaro	Gesso	Gesso		TO 1078	TO 1090	TO 1107
						
1026	1042	1042				
Ocra gialla	Pietra di Finale	Pietra di Finale		TO 1089	TO 1092	TO 1092
						
1029	1043	1043				
Giallo Bronzo SCURO	Madrep. rosato	Madrep. rosato				
						
1030	1045	1045				
Promis Giallo Bronzo	Acqua calce forte	Acqua calce forte				
						
1031	1054	1054				
Giallo Bronzo chiaro	Latte Calce dolce	Latte Calce dolce				
						
	1055	1055				
	Travertino	Travertino				

	1040	1040				
	Calcare di Gassino	Calcare di Gassino				
	1060	1060				
	Bianco Stucco	Bianco Stucco				
	1066	1066				
	Biancone	Biancone				
Calci Fondi	cornici	Fasce marcapiano	zoccolatura	scuri	serramenti	ferri
						
1017	1037	1037	1038			
Calce di Casale	Gesso	Gesso	Molera Grigio	TO 1073	RAL 9001	TO 1095
						
1018	1040	1040	1065			
Calce di casale scuro	Calcare di Gassino	Calcare di Gassino	Gneiss di Mall	TO 1074	RAL 9010	TO 1099
						
1023	1045	1045	1042			
Pietra di Barge	Acqua calce forte	Acqua calce forte	Pietra di Finale	TO 1075	TO 1080	TO 1102
						
1027	1060	1060	1049			
Calce forte superga	Bianco Stucco	Bianco Stucco	Serizzo	TO 1077	TO 1082	TO1103
						
1028	1066	1066				
Calce forte char	Biancone	Biancone		TO 1078	TO 1087	TO1105
						
1032						
Sabbia				TO 1088	TO 1090	TO 1107
						
1033						
Latte calce forte				TO 1089	TO 1092	TO 1092

						
1037						
Gesso				RAL 6005		
						
1038						
Molera Grigio				RAL 6011		
						
1045						
Acqua calce forte				RAL 6021		
						
1048						
Calce Ponte Stu				RAL 6025		
						
1049						
Serizzo				RAL 6028		
						
1054						
Latte Calce dolce				RAL 6029		
						
1055						
Travertino						

<u>Verdi</u> Fondi	cornici	Fasce marcapiano	zoccolatura	scuri	serramenti	ferri
						
1057	1017	1017	1065			
Molassa di Gin.	Calce di Casale	Calce di Casale	Gneiss di Mall	TO 1073	RAL 9001	TO 1095
						
1063	1035	1035	1035			
Verde Roja	Cinericcio	Cinericcio	Cinericcio	TO 1078	RAL 9010	TO 1099
						
1064	1037	1037	1042			
Verde Roja chiaro	Gesso	Gesso	Pietra di Finale	TO 1088	TO 1082	TO 1102
						
1067	1039	1039	1043			
Verde Bronzo	Marmo di Chianocco	Marmo di Chianocco	Madrep. rosato	TO 1089	TO 1087	TO1103
						
1069	1040	1040				
Verde Chiaro	Calcere di Gassino	Calcere di Gassino		RAL 6005	TO 1090	TO1105
						
	1043	1043				
	Madrep. rosato	Madrep. rosato		RAL 6011	TO 1092	TO 1107
						
	1060	1060				
	Bianco Stucco	Bianco Stucco		RAL 6021		TO 1092
						
	1066	1066				
	Biancone	Biancone				

<u>Grigi</u> Fondi	cornici	Fasce marcapiano	zoccolatura	scuri	serramenti	ferri
						
1065	1037	1037	1049			
Gneiss di Mall	Gesso	Gesso	Serizzo	RAL 6011	RAL 9001	TO 1099
						
1035	1039	1039				
Cinericcio	Marmo di Chianocco	Marmo di Chianocco		RAL 6021	RAL 9010	TO 1102
						
1042	1048	1048				
Pietra di Finale	Calce Ponte Stu	Calce Ponte Stu		TO 1078	TO 1080	TO1103
						
1043	1049	1049				
Madrep. rosato	Serizzo	Serizzo		TO 1088	TO 1082	TO1105
						
	1045	1045				
	Acqua calce forte	Acqua calce forte		TO 1089	TO 1087	TO 1107
						
	1054	1054				
	Latte Calce dolce	Latte Calce dolce			TO 1090	TO 1092
						
	1055	1055				
	Travertino	Travertino			TO 1092	
						
	1040	1040				
	Calcare di Gassino	Calcare di Gassino				
						
	1060	1060				
	Bianco Stucco	Bianco Stucco				
						
	1066	1066				
	Biancone	Biancone				